



Product datasheet
Event-Block & Mini Event-Block

Product datasheet

Event-Block & Mini Event-Block



Introduction / Basics

1. The event blocks from SwissBlock® were specifically designed to meet the needs of the event industry and are primarily used as structural ballast for stabilizing lighting towers, PA towers, entrance portals, cable crossings, LED walls, ground supports or similar temporary applications.
2. During design and development, particular attention was paid to the needs of the application and logistics of the blocks in addition to static aspects.
3. As all SwissBlock® moduls, the event blocks are based on the applicable European structural standards. SwissBlock® moduls also comply with the building material and product standards EN 13369 (General Rules for Precast Concrete Products) and the European Construction Products Regulation.
4. Always from a single cast! The high-quality SwissBlock® moduls are always manufactured in a single casting according to the specifications of Swiss Block Ltd.
5. Guaranteed quality! The concrete quality used is based on the EN 206 product standard and corresponds to a high-strength element concrete. No inferior concrete or residual concrete mixtures are used, which do not comply with the relevant standards or the quality specifications of SwissBlock®.
6. Specific applications or requirements for the exposure class of the concrete used must be agreed with SwissBlock® in advance.
7. Sustainable through reusability! Thanks to the high concrete quality, sophisticated design and non-destructive connection options, SwissBlock® moduls are permanently reusable. The proven SwissBlock® quality and flexible reusability minimize the loss of value.
8. The SwissLoop® system anchors set in concrete allow the system blocks to be moved easily and safely using a standard chain suspension. No additional accessories (e.g. lifting clamp, lifting heads, etc.) are required. The SwissLoop® system anchors are permanently protected against corrosion by hot-dip galvanizing. The elevated position also prevents standing or freezing water.
9. The event blocks are dimensioned in such a way that the overall stability verification is decisive before the load-bearing resistance of the concrete base is reached. The verification of the overall stability of the structure (tilting, sliding) must be checked individually for each application. Careful planning and, if necessary, the preparation of a project-specific, static tilting and sliding verification in accordance with the specifically applicable standards are essential and are the sole responsibility of the owner.
10. The production of SwissBlock® system blocks is carried out exclusively by authorized and qualified SwissBlock® manufacturers.

Outstanding advantages

In the event industry, fast assembly and dismantling, safe structures and maximum flexibility are crucial. Every event poses specific requirements in terms of stability and logistics.

- **High stability and safety:** A decisive factor is stability, which is determined by the standing moment. The standing moment is a function of the weight and leverage arm, which is why, in addition to the pure weight, the largest possible leverage arm is crucial. Thanks to the arrangement of the spindle supports in the outer extremities, the Event-Block achieves over 20% greater stability than products of the same weight from other manufacturers, where the spindle feet are positioned inside the block.
- **Maximum flexibility:** Thanks to cross-wise arranged anchor rails, truss systems from different manufacturers can be easily attached and detached.
- **Easy handling:** The block dimensions are optimized for truck transport. Fork guides or recesses ensure simple loading and flexible positioning on site using a forklift or pallet truck. Screw jacks also enable simple and precise leveling.
- **Durable and sustainable:** The Event-Block can be reused indefinitely and is particularly durable thanks to its robust construction.

1. Event-Block

1.1. Technical description


The Event-Block is a monolithic concrete element that can be used very flexibly and for a wide range of applications by setting several components in concrete. The Event-Block is reinforced and can be fully activated as a structural ballast due to its own weight. The concrete base is used both as a single block and in combination with several stacked blocks if large tilting moments are to be expected. Cross-wise embedded anchor rails allow truss systems of various sizes and manufacturers to be installed quickly and easily.

The Event-Block is available in two versions:

a. with fork guides / Weight approx. 1'200 kg
(Art No. SS.07.0001)



b. with fork guides and recess / Weight approx. 1'000 kg
(Art No. SS.07.0002)



Product datasheet

Event-Block & Mini Event-Block



The Event-Block is characterized by the following features:

- Dimensions: LxWxH 1.20 x 1.20 x 0.40 / 0.48 m, weight: approx. 1'200 kg respectively approx. 1'000 kg
- High-strength concrete of quality EN 206, C35/45 or higher
- 2 fork guides made of hollow steel profile with internal dimensions 190 x 90 mm
- optional: bottom recess WxH 620 x 100 mm for pallet truck or pedestrian pallet stacker
- 4 cross-wise embedded anchor rails for max. tensile forces of 38.9 kN (individual load) per rail
- Connection of trusses with a maximum cross-section of approx. 52 cm directly to the anchor channels using hammer-head bolts without additional anchor plates or other connecting elements
- 2 upper connectors or 4 lower negative connectors for a stable vertical and horizontal block connection
- 2 SwissLoop® system anchors integrated into the upper connectors for easy and safe movement of the system blocks using standard chain suspensions or for attaching electric chain hoists when used as a PA tower
- No recessed troughs due to the transport anchor system, protection against frost due to no standing water
- 1 centrally positioned, vertical penetration Ø 114 mm for the elegant routing of (power) cables
- 4 vertical penetrations Ø 43 mm for interlocking connections when using several stacked elements
- 4 sockets on the extremities for a maximum leverage arm and the highest possible standing moment, support for standard scaffolding jacks for quick levelling
- All-round chamfered concrete edges 15 x 15 mm for reduced wear
- All steel components hot-dip galvanized for high durability

1.2. Accessories

The following accessories are also available:

- Attachment frame and hammerhead screws for connecting various truss systems / manufacturers
- Scaffolding spindles
- Wooden bases
- Anchor rods for connection of several stacked system blocks

Product datasheet

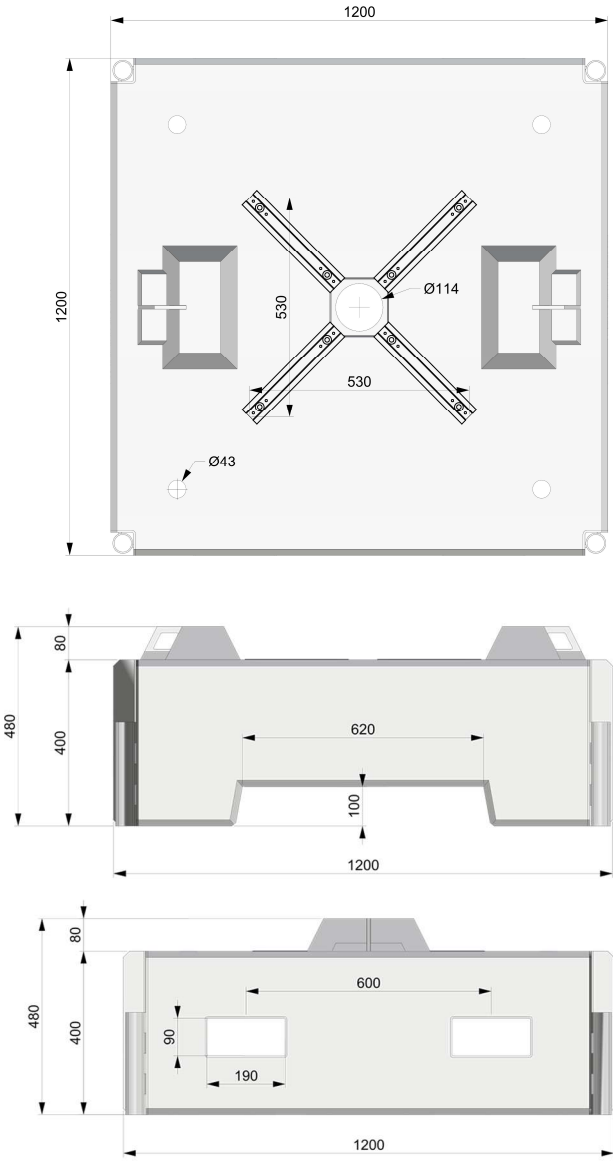
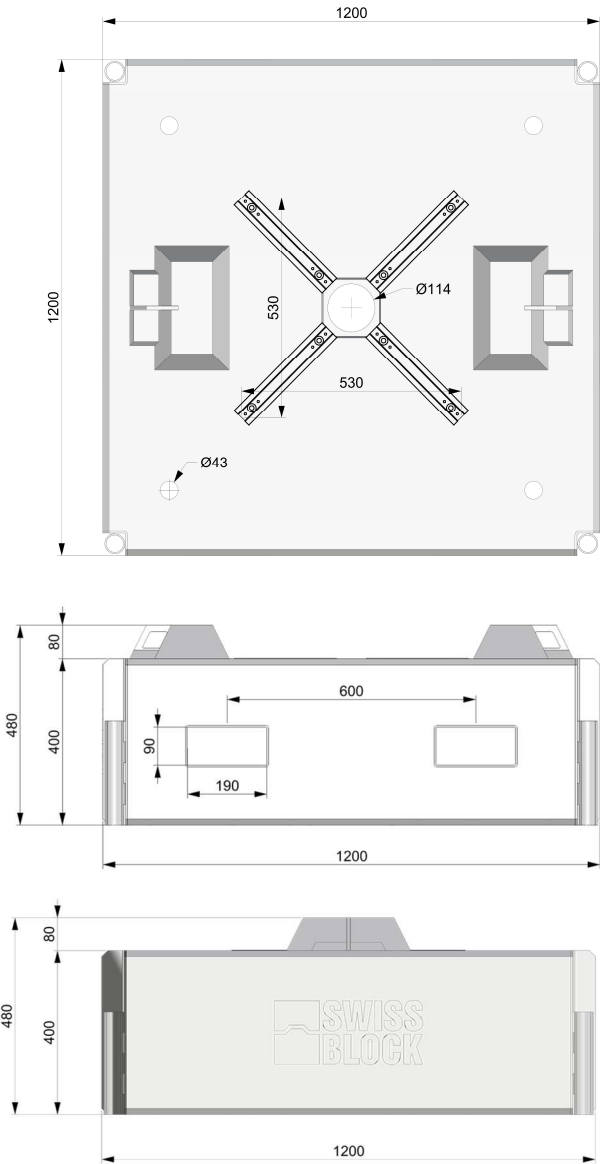
Event-Block & Mini Event-Block



1.3. Dimensions

Event-Block with fork guides

Event-Block with fork guides and recess



2. Mini Event-Block

2.1. Technical description

The Mini Event-Block is a monolithic concrete element that can be used very flexibly and widely by setting several components in concrete. It is the slightly smaller and lighter version of the Event-Block. The Mini Event-Block is reinforced and can be fully activated as structural ballast due to its own weight. The concrete base is used both as a single block and in combination with several stacked blocks if large tilting moments are to be expected. Cross-wise embedded anchor rails allow truss systems of various sizes and manufacturers to be installed quickly and easily.

The Mini Event-Block is available in two versions:

- a. with spindle supports in the corners
(Item No. SS.07.0003)



Four fixed spindle supports on the extremities ensure a maximum lever arm and the highest possible standing moment.




Fixed spindle supports


- b. with guide profiles for extendable outriggers
(Item No. SS.07.0004)



Four outriggers inserted into the embedded guide profiles, allow an increase of the standing moment depending on the situation.



Outrigger inserted



Outrigger extended

Product datasheet

Event-Block & Mini Event-Block



The Mini Event-Block is characterized by the following features:

- Dimensions: LxWxH 0.80 x 0.80 x 0.50 m, weight: approx. 600 kg
- High-strength concrete of quality EN 206, C35/45 or higher
- 1 bottom recess WxH 560 x 100 mm for pallet truck or pedestrian pallet stacker
- 4 cross-wise embedded anchor rails for max. tensile forces of 38.9 kN (individual load) per rail
- Connection of trusses with a maximum cross-section of approx. 47 cm directly to the anchor channels using hammer-head bolts without additional anchor plates or other connecting elements
- 2 SwissLoop® system anchors integrated for easy and safe movement of the system blocks using standard chain suspensions or for attaching electric chain hoists when used as a PA tower
- No recessed troughs due to the transport anchor system, protection against frost due to no standing water
- 1 centrally positioned, vertical penetration Ø 53 mm for interlocking connections when using several stacked elements or for feeding cables through
- Support for standard scaffolding jacks for quick leveling
- All-round chamfered concrete edges 15 x 15 mm for reduced wear
- All steel components hot-dip galvanized for high durability

2.2. Accessories

The following accessories are also available:

- Attachment frame and hammerhead screws for connecting various truss systems / manufacturers
- Scaffolding spindles
- Wooden bases
- Anchor rods for connection of several stacked system blocks

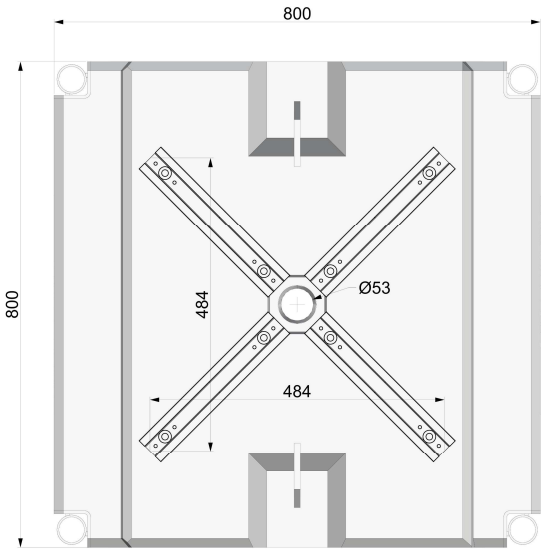
Product datasheet

Event-Block & Mini Event-Block

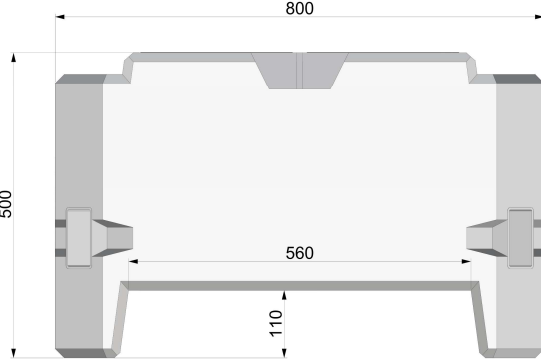
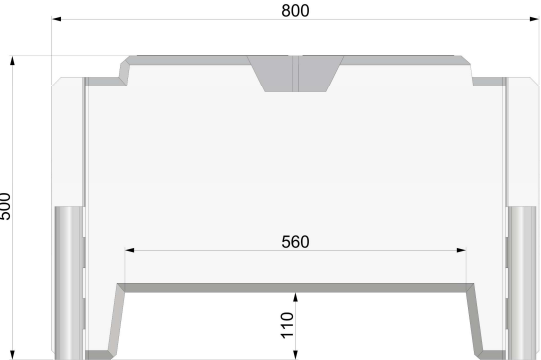
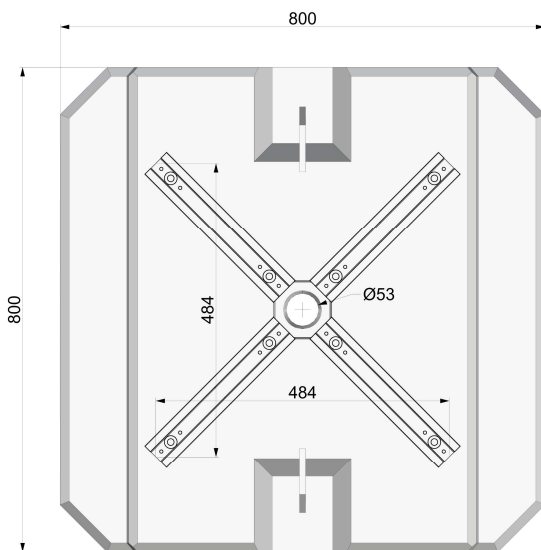


2.3. Dimensions

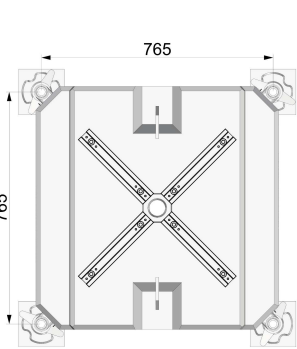
Mini Event-Block with spindle supports



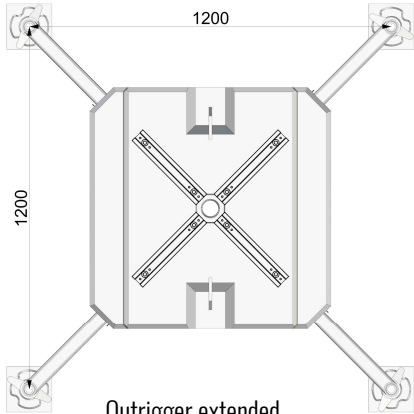
Mini Event-Block with receptacles for outriggers



Mini Event-Block with extendable outriggers as supports for scaffolding spindles.



Outrigger inserted



Outrigger extended

Product datasheet

Event-Block & Mini Event-Block



3. SwissBlock® PA-Tower

3.1. Technical description

The PA-Tower was specifically designed for the use in combination with the SwissBlock® Event-blocks. The core element is the separate head section for electric or manual chain hoists with a maximum cantilever of 700 mm, whereby the chain hoist can be attached directly to the bottom of the SwissLoop® system anchor. This allows the full height of the tower to be utilized and the line array to be pulled right up to the top. Tower heights of up to 7.15 m can be realized as standard. Tower heights of up to 9.00 m are even possible on request.

3.2. Technical data

Option 1:

- Total height 5.00m
- PA-System: max. load capacity 500 kg and max. wind load surface 2.50 m²
- Truss: Naxpro TD34 with head section P4000-2
- Ballasting: 1x Event-Block


Option 2:

- Total height 7.15m
- PA-System: max. load capacity 500 kg and max. wind load surface 2.50 m²
- Truss: Naxpro TD34 with head section P4000-2
- Ballasting: 2x Event-Block

Option 3:

- Total height 7.15m
- PA-System: max. load capacity 750 kg and max. wind load surface 3.00 m²
- Truss: Naxpro TD34 with load distribution spreader and head section P4000-2
- Ballasting: 2x Event-Block

To be taken out of service from a wind speed of 64 km/h (Bft 8).



Product datasheet

Event-Block & Mini Event-Block



4. Reference images



Product datasheet

Event-Block & Mini Event-Block



5. General information

Swiss Block Ltd. and conXtra LLC are not liable for the completeness or accuracy of this document. Compliance with the generally or specifically applicable (work) safety regulations when handling and using the Event-Blocks is assumed.

Do you have a project idea? We are looking forward to advising you personally and to a fruitful dialogue.

Head office Switzerland

Swiss Block Ltd.
Chräbelstrasse 9
CH-6410 Goldau

+41 41 855 40 40
info@swissblock.com

Branch office Germany

conXtra LLC
Markäcker 9
D-79793 Wutöschingen

+49 7731 169 22 80
info@conxtra.de

